

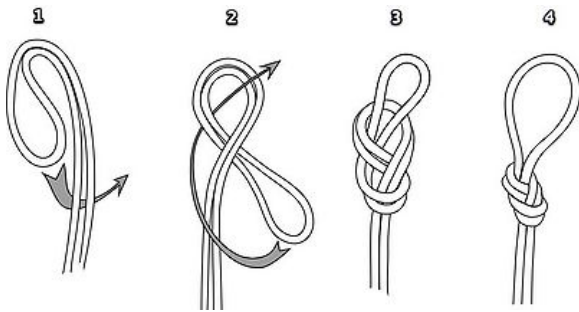
# Climbing Merit Badge Knots

As part of the requirements for the Climbing Merit Badge, Scouts must tie several different knots. Learning these knots prior to the trip day can maximize time for climbing, belaying, and rappelling. On this page is a list of the required knots with step-by-step instructions. The knots can be found in the climbing merit badge book, other climbing knot books, and on the tutorial website [animatedknots.com](http://animatedknots.com).

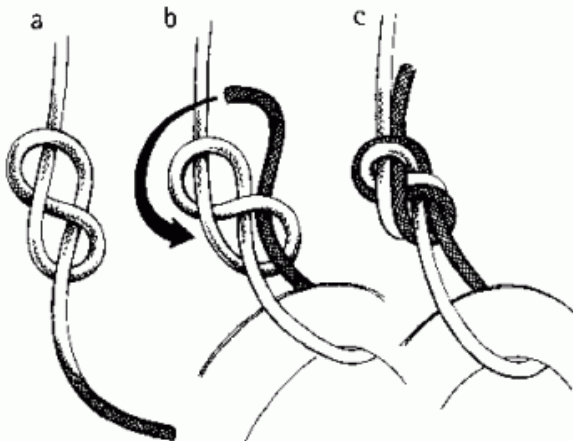
## Required Knots:

- Figure Eight-on-a-Bight
- Figure Eight Follow-Through
- Water Knot (Ring Bend)
- Double Fisherman's Knot
- Safety Backup Knot

### Figure Eight on a Bight

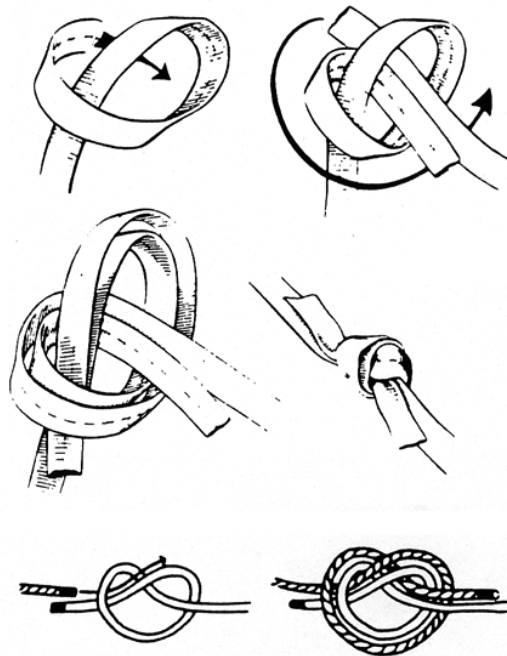


### Figure Eight Follow Through

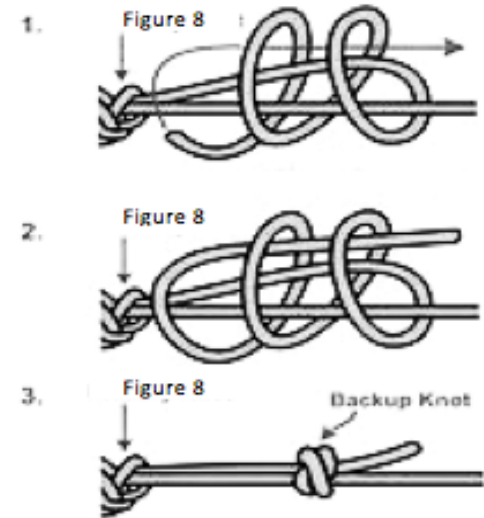


### Water Knot (Ring Bend)

While ultimately the same knot, the Water Knot is tied with webbing, and the Ring Bend is tied with rope/cord.



### Safety Backup Knot



### Double Fisherman's Knot

